

Finnforest specialist plywood, perfect for arena flooring, staging, marquees, temporary seating, playgrounds, flight cases...



When you need the kind of durability that can meet the demands of a major event, Finnforest's specialist coated plywood flooring is the perfect choice.



For more information visit www.finnforest.co.uk or contact Richard Purchase on 07834 252473, email richard.purchase@finnforest.com or Andrew Pearce on 07921 107333, email andrew.pearce@finnforest.com
Wood is the only building material that is truly renewable, if well managed. Forest certification schemes give assurance that the timber is legal and from sustainable sources.
Finnforest UK sources certified timber over uncertified and is an approved Chain of Custody supplier.

FF2832 September 2008.

The photographs in this brochure are for illustration purposes only. Finnforest reserves the right to change the range without notice.




SPECIALIST PLYWOODS

FOR ARENAS, PLAYGROUNDS AND FLIGHT CASES




**FREIGHT FLOOR/
DURA FREIGHT**




The unique 'Double F' surface design and performance is available in two key specifications:- Freight Floor and Dura Freight - the ultimate in durability and wear resistance, and can be manufactured to your specification.

DECK/FLOOR



A durable, multi-purpose panel with a mesh pattern phenol overlay.

TOP



The raised circular pattern is ideal for specifications requiring added wear and is easier to clean.

STAGE




A smooth matt film-surfaced birch plywood with smooth reverse side.

TUFF



Finnforest TUFF is a Birch Plywood Panel with a special thermoplastic overlay. It is suitable for various demanding indoor and outdoor applications. Excellent durability together with good slip and weather resistance makes Finnforest TUFF an excellent panel for various flooring applications.

FLEX



Finnforest FLEX is a Birch Plywood Panel with a special thermoplastic overlay. It is suitable for various demanding indoor and outdoor applications. A superb combination of technical properties with high class surfaces brings the quality of a wall element to a new level, without any compromises in technical requirements of the panel. Good weather and crack resistance, various product options and high quality surfaces makes Finnforest FLEX an excellent panel for various applications.

KEY FEATURES



PEFC CERTIFIED
Programme for the endorsement of Forest Certification (PEFC).



CHEMICAL RESISTANT
Resistant to mild alkali and acid solutions (standards ISO175).



CRACK RESISTANT
Elastic non-cracking coating, which does not crack when drilled.



WATER & STEAM CLEANING RESISTANT
Good cleaning characteristics, suitable for water or steam cleaning.



EDGE SEALED
The product has been edge protected with acrylic based paint.



WATER RESISTANT
The surface of the product creates a moisture barrier making it resistant to water.

For the ultimate in performance, specify the best

When you need the kind of durability that can meet the demands of a major event, Finnforest's specialist phenolic plywood is the perfect choice.

THE RANGE

Our range of plywood give you the ultimate in durability and wear resistance.

Engineered from high quality Finnish Birch throughout, Finnforest's specialist plywood is constructed with a full exterior glue line and edges sealed during production. The top quality core veneers are strong enough to take the rigours of daily use and the hard abrasion and slip-resistant overlays are highly durable.

	FREIGHT FLOOR/ DURAFREIGHT	DECK/FLOOR	TOP	STAGE	TUFF	FLEX
OVERLAY	Phenol	Phenol	Phenol	Phenol	Thermoplastic	Thermoplastic
ARENAS	✓	✓	✓	✓	✓	✓
STAGES	✓	✓	✓	✓	✓	✓
PLAYGROUNDS	✓	✓	✓	✗	✓	✓
FLIGHT CASES	✓	✓	✓	✓	✓	✓
THICKNESSES						
4mm (5-PLY)	✗	✗	✗	✗	✗	✓
6.5mm (5-PLY)	✗	✓	✗	✓	✗	✓
9mm (7-PLY)	✓	✓	✓	✓	✓	✓
12mm (9-PLY)	✓	✓	✓	✓	✓	✓
15mm (11-PLY)	✓	✓	✓	✓	✓	✓
18mm (13-PLY)	✓	✓	✓	✓	✓	✓
21mm (15-PLY)	✓	✓	✓	✓	✓	✓
24mm (17-PLY)	✓	✓	✓	✓	✓	✓
27mm (19-PLY)	✓	✓	✓	✓	✓	✓
30mm (21-PLY)	✓	✓	✓	✓	✓	✓
STANDARD SIZES	1.22m x 2.24m	1.22m x 2.24m	1.22m x 2.24m	1.22m x 2.24m 1.25m x 2.50m 1.525m x 3.050m	1.22m x 2.24m 1.22m x 2.44m 1.25m x 2.5m 1.5m x 3.0m 1.525m x 3.6m	1.22m x 2.24m 1.22m x 2.745m 1.22m x 3.05m
XL SIZE (12-30mm only)	2.2m x 6.0m	2.2m x 6.0m	2.2m x 6.0m	2.2m x 6.0m	1.53m x 6.0m	✗

